



# The Ericson Challenge OPORD

Cadet Candidate Basic Training

Summer 2013

West Point, New York



## Introduction

UNITED STATES MILITARY ACADEMY  
PREPARATORY SCHOOL



- LT William Forssell Ericson was member of the West Point class of 1968, the affiliate class this year with USMAPS, the Vanguard for the Class of 2018. He was also a member of the USMAPS Class of 1964. He came to USMAPS as a prior enlisted soldier and went on to be a very successful cadet at USMA, serving as the 4<sup>th</sup> Regiment Commanding Officer. He was killed leading his platoon in the Vietnam conflict in 1969. He is an amazing example of the positive effects that USMAPS has had on USMA and the Army. His life exemplifies selfless devotion to the nation and his example is a shining guide for all those that follow in his footsteps.
- His passion for being a soldier and his accomplishments on the battlefield and at the Academy make him the perfect candidate to be the honoree for the USMAPS Class of 2014 Crucible challenge, exactly 50 years after he led here as a cadet candidate.



## Pre-West Point

UNITED STATES MILITARY ACADEMY  
PREPARATORY SCHOOL



- Born in New York City on February 1944.
- His father was a US Marine Corps fighter pilot who died 5 months before William's birth.
- After graduating from high school in 1961, he completed basic, advanced infantry training, and the Airborne school.
- He served in the 504<sup>th</sup> Infantry of the 82d Airborne Division until he entered USMAPS in the summer of 1963 at Fort Belvoir, VA.
- LT Ericson made a decision for a career in the Army, a career, not a “job”. He knew he could influence the Army only by becoming one of its leaders. To him, this meant going to the United States Military Academy.
- At the time of his appointment to West Point, he was one of only 24 regular army appointments given.



## Cadet Career

UNITED STATES MILITARY ACADEMY  
PREPARATORY SCHOOL



- Ericson completed the Special Forces Extension Course at the Special Warfare School when he was a Plebe and was the first cadet ever to apply for or complete the course.
- He served as the “King of Beast” in 1967.
- He served as the Cadet Commander of 4<sup>th</sup> regiment which had just come into existence his plebe year. He transformed 4<sup>th</sup> Reg into one cohesive unit, excelling in everything from athletics to academics. His motto was “Strict, Tough, Military, Proud”
- He won the Colonel David Marcus Memorial Award which is given to the most outstanding boxer in the class and won the West Point Boxing Open twice.





## After Graduation

UNITED STATES MILITARY ACADEMY  
PREPARATORY SCHOOL



- After graduation LT Ericson married a Clare Conlan, on 9 June 1968.
- After graduating from West Point he completed Ranger School and Jumpmaster school.
- His pre-Vietnam assignment was the Pathfinder Officer of the 82d Airborne Division.
- LT Ericson volunteered to go to Vietnam two months early and arrived in Vietnam in 15 MAY 1969.
- Upon his arrival, he was offered a pathfinder slot with the 101<sup>st</sup> but denied it saying, “I don’t give a damn for the extra pay! This is my one opportunity to command an Infantry Platoon and I don’t want to miss it”. He was assigned as Platoon Leader with Alpha Company, 503d infantry, 173d Airborne Brigade.



## Republic of Vietnam

UNITED STATES MILITARY ACADEMY  
PREPARATORY SCHOOL



- LT Ericson was killed while leading a patrol on July 15, 1969.
- He was posthumously awarded the Silver Star.
- His other awards include:
  - Bronze Star Medal
  - Purple Heart
  - Combat Infantryman
  - Senior Parachutist Wings
  - Pathfinder Badge
  - Good Conduct Badge
  - Vietnam Campaign Medal
  - Vietnam Service Medal
  - National Defense Service Medal
  - New York State Conspicuous Service Cross





## Silver Star Citation

UNITED STATES MILITARY ACADEMY  
PREPARATORY SCHOOL



Gallantry in Action: First Lieutenant Ericson distinguished himself by gallantry in action while engaged in military operations against an armed hostile force in the Republic of Vietnam on 15 July 1969, while serving as a platoon leader with 1<sup>st</sup> Platoon, Company A, 1<sup>st</sup> Battalion 503d Infantry, 173 Airborne Brigade. On that day at approximately 2035 hours, the platoon's night position was attacked by a Viet Cong Force of unknown size.



## Silver Star Citation

UNITED STATES MILITARY ACADEMY  
PREPARATORY SCHOOL



Lieutenant Ericson, the first to detect the enemy movement, gave the alarm causing the enemy to prematurely initiate the assault. His quick thinking and actions saved members of his platoon from being seriously wounded. Immediately after the assault, Lieutenant Ericson personally led a patrol out to locate the elusive enemy force. After traveling approximately 100 meters, his patrol came under attack.





## Silver Star Citation

UNITED STATES MILITARY ACADEMY  
PREPARATORY SCHOOL



This time, Lieutenant Ericson charged the enemy position alone. While performing this courageous act, he was fatally wounded. Lieutenant Ericson's extraordinary heroism in close combat against a numerically superior force was in keeping with the highest traditions of the military service and reflects great credit upon himself, his unit and the United States Army.





## Situation

UNITED STATES MILITARY ACADEMY  
PREPARATORY SCHOOL



The United States Military Academy Preparatory School(USMAPS) Class of 2014, ***The Vanguard Class of 2018*** executes the **Ericson Challenge**, the culminating event for Cadet Candidate Basic Training. Cadet Candidates execute as a class a crucible that is mentally and physically challenging, and test their skills and progress made during CCBT.



## Mission

UNITED STATES MILITARY ACADEMY  
PREPARATORY SCHOOL



The Vanguard of the USMA class of 2018, in conjunction with their cadet cadre, executes the Ericson Challenge NLT 07AUG13 IOT allow cadet candidates to excel in a rigorous and bonding experience that will culminate their Cadet Candidate Basic Training foster a lasting relationship with the **USMA Class of '68**.



# Commander's Intent

UNITED STATES MILITARY ACADEMY  
PREPARATORY SCHOOL



Without assistance from cadre, Cadet Candidates apply the military skills acquired during CCBT with little to no forewarning and overcome the challenges through mental toughness, physical endurance, peer leadership, and teamwork.



# Execution



- A. Purpose- The purpose of the Crucible is to motivate and inspire the Cadet Candidates to become better Cadets and future Commissioned Officers through physical and mental challenges. The Crucible will challenge the Cadet Candidates to demonstrate desire, motivation, tenacity, and teamwork through multiple events to honor the legacy 1LT William Ericson.
- B. Key Tasks:
1. Squad-sized element of cadre members test-run the entire course.
  2. Cadre rehearse execution and flow of each station on the course to ensure the time constraint would not impact the execution.
  3. De-confliction of land and asset allocation with adjacent units.
  4. Full and timely logistical support of crucible.
  5. Creation of effective safety systems that are flexible and able to deal with emergencies that may arise.
  6. Development of a challenging and rigorous crucible that will allow cadre to quantitatively measure squad performance.
  7. Creation of effective communications network.
- C. End State - Cadet Candidates execute the skills they have acquired without cadre assistance, discover their potential and form stronger camaraderie.



# Concept of the Operation

UNITED STATES MILITARY ACADEMY  
PREPARATORY SCHOOL



- Cadet candidates will move through designated lanes with a squad leader in a supervisory role, and engage in lanes including skills such as marksmanship, land navigation, tactical combat casualty care, physical fitness challenges, and military knowledge.



# CONOP Phases

UNITED STATES MILITARY ACADEMY  
PREPARATORY SCHOOL



The Ericson Challenge is a three phase operation

- i. Preparation and Initial PCC/PCIs
- ii. Execution
- iii. Consolidation/ Reorganization Phase



# Phase 1

UNITED STATES MILITARY ACADEMY  
PREPARATORY SCHOOL



- **Phase I: Planning/Preparation-** Phase I begins with the issuance of the OPORD on 301030JUL2013. Companies will develop CONOPs for their respective stations and brief battalion staff NLT 302200JUL2013. 5AUG13 will see a recon of the station areas conducted NTL 051800AUG13. NLT 060800AUG13, rehearsal begins in order to validate the crucible and test the systems in place to ensure the crucible flows smoothly. These rehearsals will include the crucible stages up to and including the knowledge test being validated with site personnel from the COC, ANZIO, and physical challenge going through as participants. After validation and time measurement of movements, the second half of the crucible will man their stations, and the previous personnel will validate the second half of the crucible as participants. 062100AUG13 PCI complete at the company level. All Cadet Candidates will ensure that they have all items on the packing list (Table 1, Annex C), the decisive point of this phase is the successful completion and evaluation of the rehearsal. This phase will be concluded when all Cadet Candidates have all equipment needed and all equipment is accounted for and reported to BN TOC.





## Phase 2

UNITED STATES MILITARY ACADEMY  
PREPARATORY SCHOOL



- **Phase II: Execution**

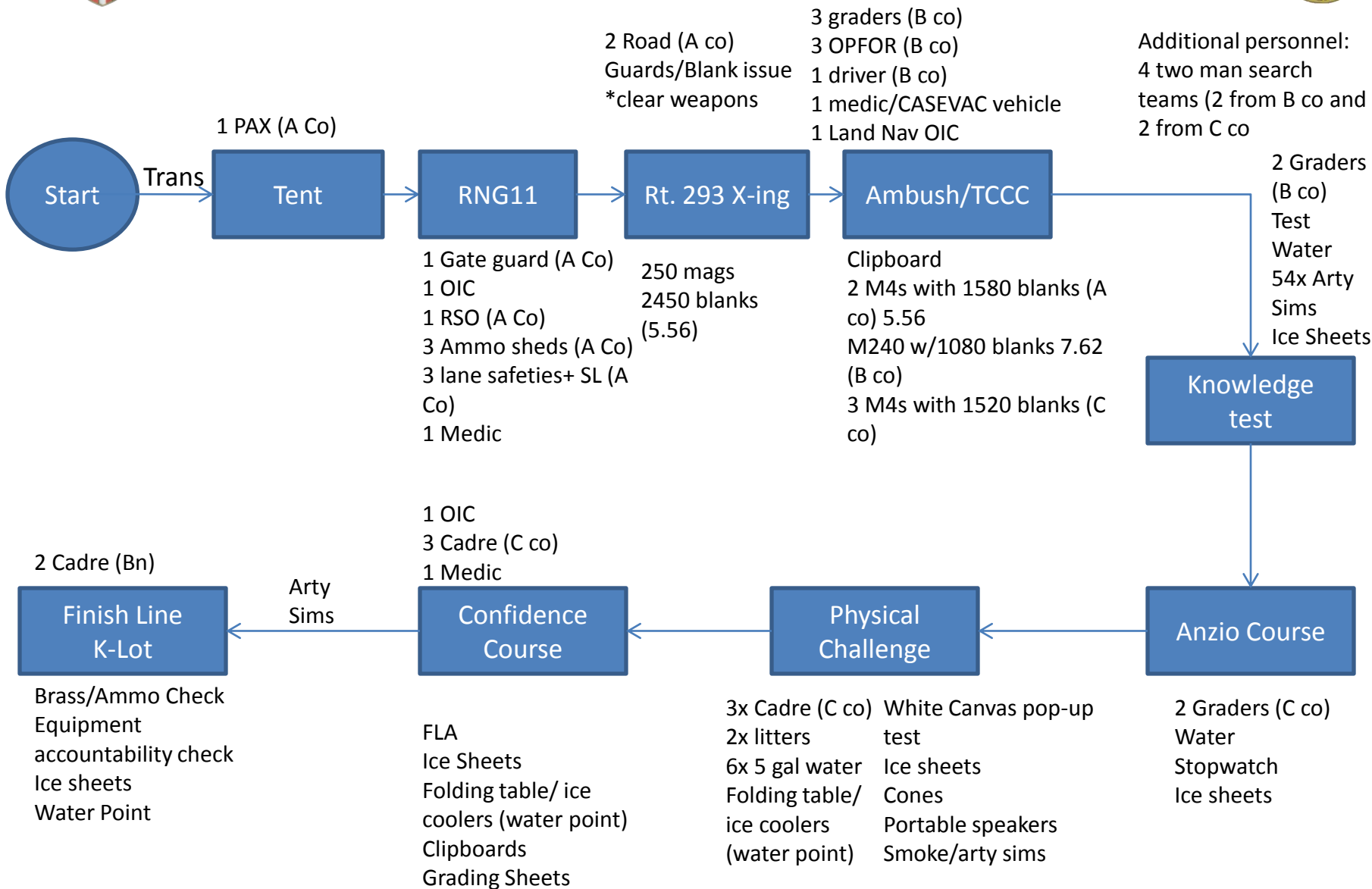
Phase II of the operation, the Execution phase, is a five stage operation.

1. Marksmanship
2. Land Navigation
3. Anzio Course
4. Physical Challenge
5. Confidence Course



# Movement and Supply

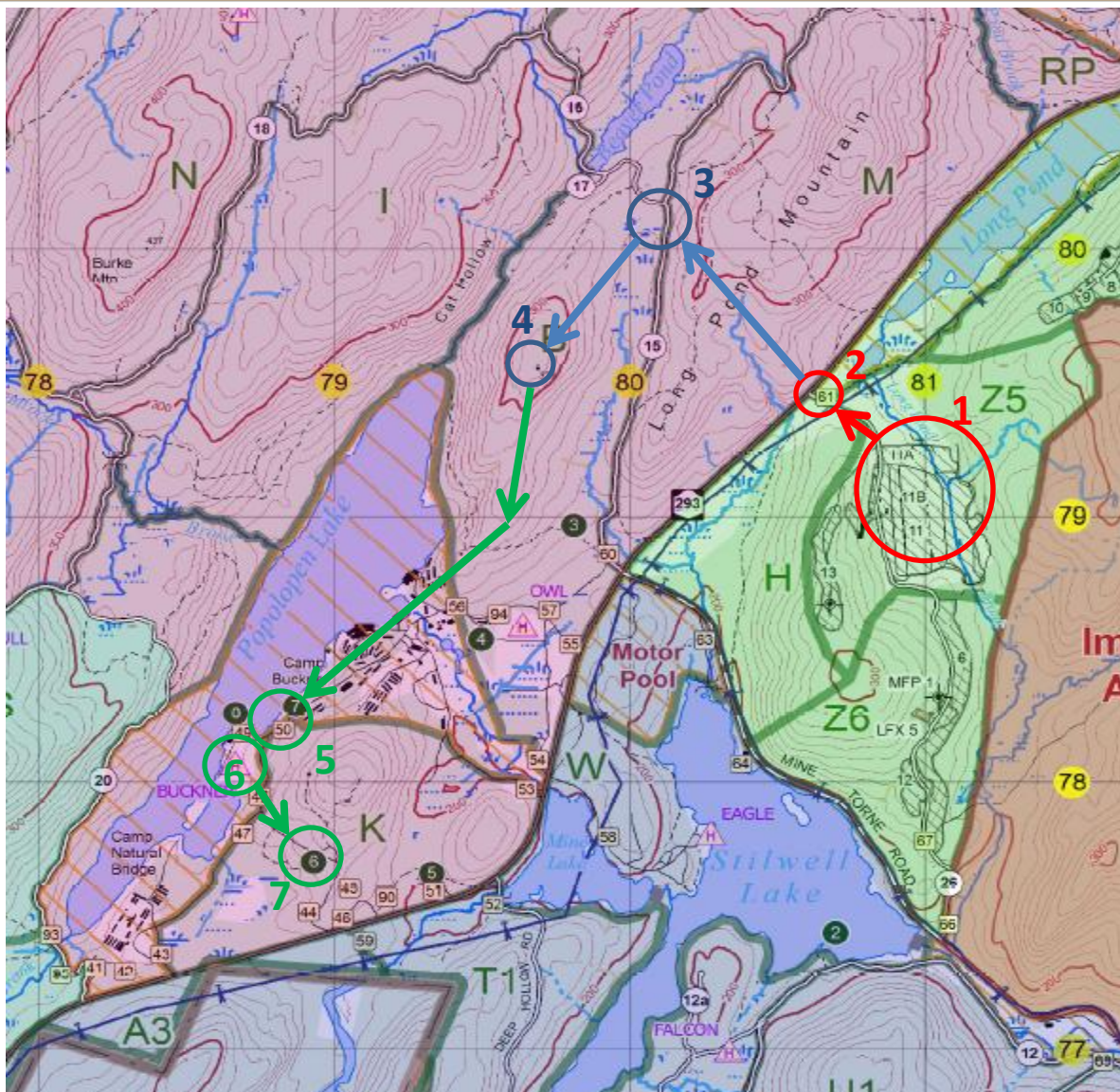
## UNITED STATES MILITARY ACADEMY PREPARATORY SCHOOL





# The Ericson Challenge Course

UNITED STATES MILITARY ACADEMY  
PREPARATORY SCHOOL



Alpha: #1 Range 11; #2 Crossing  
Bravo: Land Navigation(#3 Ambush/TCCC; #4 Knowledge test)  
Charlie: #5 Anzio Course; #6 Physical challenge; #7 Confidence Course



# Timeline

## UNITED STATES MILITARY ACADEMY PREPARATORY SCHOOL



Date/Time	Event	Audience
292000JUL13	OPORD Brief to Companies	BN, COs, XO's, 1SG, TNG Staffs
311200JUL13	FRAGO 1	BN, COs, XO's, 1SG, TNG Staffs
311900JUL13	Site Cadre Back-briefs with station CONOPs	BN S3 + Site Cadre
021000AUG13	FRAGO 2	BN, COs, XO's, 1SG, TNG Staffs
05AUG13	Site recons	Site CICs
NLT060700AUG13	Setup complete	All
060800AUG13	Begin walk-through	Site CIC's, test squad, BN TOC
061200AUG13	End walk through, begin validation	
061800AUG13	End Crucible rehearsal	Site CIC's, test squad, BN TOC
062100AUG13	PCI complete	BN TOC, Line personnel
NLT070500AUG13	Battalion wake-up/ initial movements/formations	All
070630AUG13	All stations are set	Site Cadre
070630AUG13	COMMEX/ Send-Off Speech in the Bates Auditorium	BN TOC, Site CICs, CCs
070640AUG13	First Squad steps off at USMAPS	Squad 1, BN TOC
070640AUG13	TF Trans from USMAPS to Range 11 (11 PAX)	Individual squads
071240AUG13	Last squad steps off at USMAPS	
071300AUG13	Begin Transport back to USMAPS from Camp Natural Bridge	
071400AUG13	Begin station breakdown	Site Cadre
071730AUG13	Last squad complete	All
071740AUG13	TF Trans from Finish line to USMAPS (Last squad)	BN
NLT 071900AUG13	All Sites torn down/cleaned up. Site cadre returned to USMAPS	Site CICs/Site cadre



# Order Of Movement



## Procedures:

- Squads will step off in groups of 4. There are seven iterations.
- Once the 3<sup>rd</sup> squad of each iteration has returned to the tent after completing the range, the site CIC will radio into the TOC and the next iteration will be loaded into transpo and sent to the start point.

First Iteration		Second Iteration		Third Iteration		Fourth Iteration		Fifth Iteration		Sixth Iteration		Seventh Iteration	
Order	Squad	Order	Squad	Order	Squad	Order	Squad	Order	Squad	Order	Squad	Order	Squad
1	C32	5	C33	9	A33	13	C23	17	A31	21	B22	25	A11
2	A12	6	A21	10	B13	14	C31	18	C13	22	C11	26	C12
3	B33	7	C22	11	A32	15	A23	19	A22	23	B12	27	B21
4	A13	8	C21	12	B23	16	B31	20	B11	24	B32		



# Marksmanship

## UNITED STATES MILITARY ACADEMY PREPARATORY SCHOOL



**Mission:** Cadet Candidates execute a combat field fire rifle course as a squad under stressful shooting conditions NLT 070700AUG13 IOT test their marksmanship capabilities, team work, and also experience the effects of stress on accuracy.

**Concept of the Operation:** This lane will test the CC's marksmanship proficiency. CC's will be brought to the entrance of range 11 in a convoy of 4 LMTVs. They will receive a mock brief as being the QRF on a FOB in theatre. Artillery simulators will simulate an attack and the squad will be required to move out down to the firing line to engage "enemy targets". From here the squad will be checked for any ammo and once cleared, will move out towards RT 293 and then cross over with the assistance of the road guards.

### Scheme Of Maneuver:

#### Phase 1: Infiltration

- Convoy of 4xLMTVs deliver 4 squads
- Squads staged at "FOB"(GPMed)/receive initial script and radio.
- One squad at a time runs to the tower/ammo point.

#### Phase 2: Execution

- Squad stops at tower and receives range brief
- Squad runs to individual lanes, each lane has 2 loaded magazines (one with a spent round, both with 20 live rounds)
- Tower calls range hot, runs "combat field fire" with pop-up targets

#### Phase 3: Exfiltration

- RSO and safeties verify chambers are clear, CCs must hand over two empty magazines in order to leave the line and continue the course.
- Squad runs back down road towards RT 293, the road guards provide them with preloaded magazines holding blank rounds as well as BFAs (blank firing adapters). Road guards issue a change of mission. The road guards then assist the squad in safely crossing RT 293 into the next lane. Electronic Road signs will also announce troop crossing to both directions of traffic.

### Location Range 11:

WL81007910

41°21'30.82" N  
74°01'55.77" W

### Location of TCP/ RT

293 Crossing:

WL80627945

41°21'45.29"N  
74° 2'10.54"W

### Desired Outcomes:

- Cadet Candidates experience and begin to understand the effects of stress and physical fatigue on their shooting ability.
- Cadet candidates experience team bonding through overcoming skill and physical based challenges together
- All Range Safety precautions are followed accordingly and zero injuries or fatalities occur during this training

### Required Manning

- 4x Safeties (1,2,3 PSGs, SL from group)
- 1 x OIC/ Tower Operator (2LT)
- 1 x RSO (1PL)
- 3 x Ammo Point (XO, 1SG, 2PL)
- 1 x Gate Guard (AS3)
- 1x Site Briefer (CO)
- 1x Medic (A Co assigned)
- 2x Road guards (3 PL, S3)
- 1x Spotter (@USMAPS AS4)
- 1x BN QRF (w/ C. CO)

### Timeline:

28 JUL-05 AUG: Range Planning  
 06 AUG: Rehearsals  
     0800-1200: Walkthrough  
     1300-1700: Validation rehearsal  
 07 AUG: Range execution  
     0500: Wake Up  
     0530: All PAX depart for their stations  
     0630: Positions are set up and PAX in place  
     0630: First 4 squads arrive at "FOB"  
     0700: Range goes hot  
     0700-UTC: 27 Squads pass through lane while completing the Ericson Challenge

### Coordinating Instructions:

- CCs will not be carrying any magazines onto the site with them.
- A 2<sup>nd</sup> LT will be the range OIC.
- Waiting Squads will conduct a gear layout
- A CC must hand over both empty magazines marked with red tape to exit the range.

-- Script TBP

### Supply Requests:

- Ice Sheets
- FLA
- Ice/Coolers
- 12 x MREs for site cadre
- 11,000 rounds 5.56mm
- 50 x 30rd Magazines marked with red tape
- 30 x Artillery Simulators



# Marksmanship

UNITED STATES MILITARY ACADEMY  
PREPARATORY SCHOOL





# Marksmanship

UNITED STATES MILITARY ACADEMY  
PREPARATORY SCHOOL







# Land Navigation

## UNITED STATES MILITARY ACADEMY PREPARATORY SCHOOL

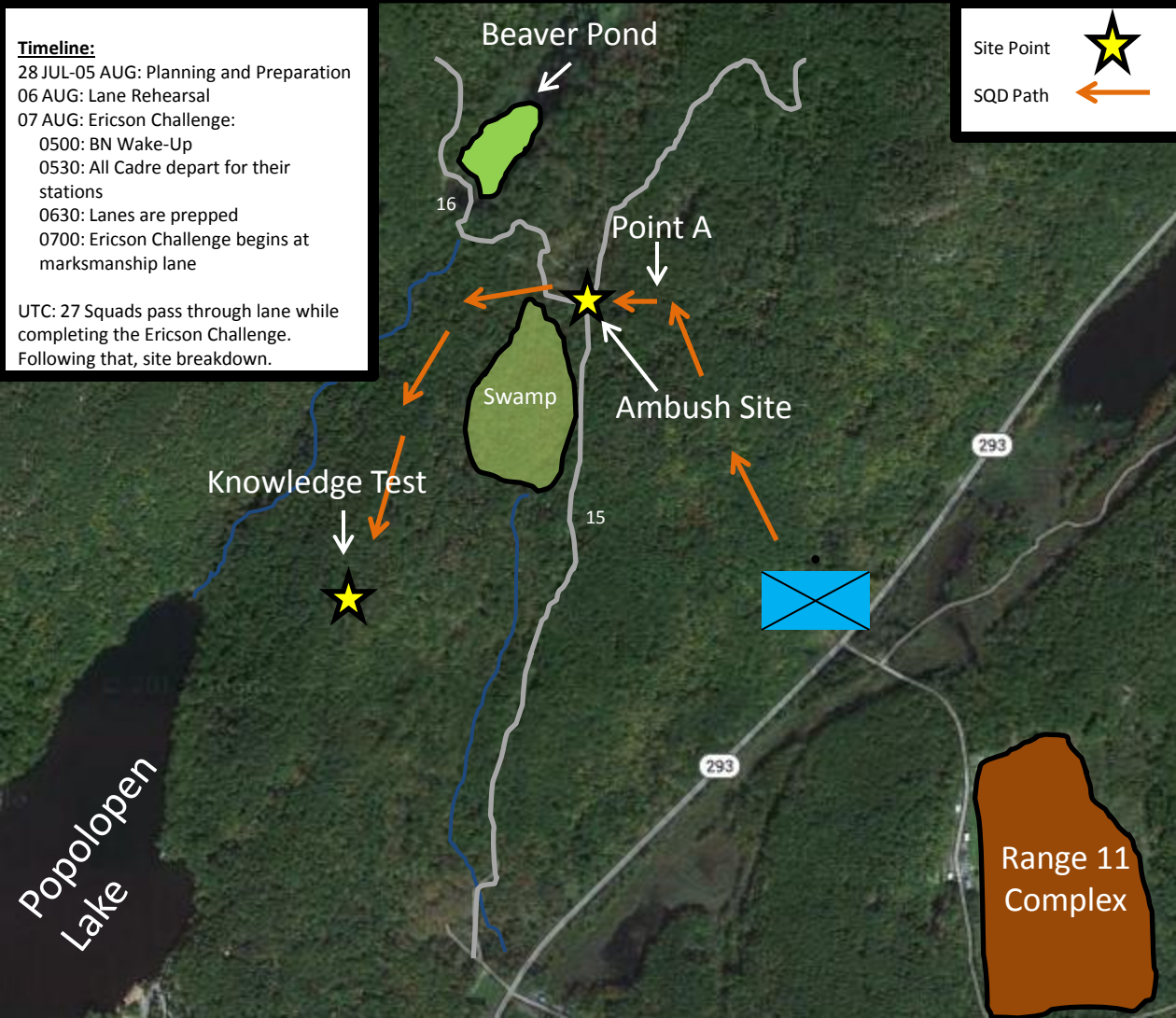


**Concept of the Operation:** The objective of Phase II of the Ericson Challenge is to evaluate Cadet Candidate's ability to execute land navigation, TCC, and fundamental squad tactics as well as demonstrate a well-rounded knowledge of the contents of their issued Knowledge Book, while under the stress of a simulated combat experience.

### Timeline:

28 JUL-05 AUG: Planning and Preparation  
06 AUG: Lane Rehearsal  
07 AUG: Ericson Challenge:  
0500: BN Wake-Up  
0530: All Cadre depart for their stations  
0630: Lanes are prepped  
0700: Ericson Challenge begins at marksmanship lane

UTC: 27 Squads pass through lane while completing the Ericson Challenge. Following that, site breakdown.



### Tentative Lane Progression

1. SQD is located west of LDA RTE 293 and given coordinates for Point A (WL 80128020) and a general brief about enemy in the vic of Point A
2. SQD uses land navigation skills to move from Phase SP to Point A
3. At Point A, one grader briefs them about a nearby enemy location and leads them to the Ambush Site, where they must:
  - React to contact
  - Treat a casualty
  - Call a 9-line MEDEVAC
4. The grader will then give them the coordinates for the Knowledge Test (WL79707960)
5. They will use land navigation skills to arrive at that point
6. At that point they will be tested verbally on their knowledge
7. They will be given coordinates for the Anzio Course (WL 78877828)
  - As they move to the Anzio Course, they will be harassed by 2 Arty Sims

### Considerations:

#### PERSONNEL:

- 3x graders @ Point A
- 3x OP FOR @ Ambush
- 2x CASEVAC Personnel (1x Driver, 1x TC)
- 2x graders @ Knowledge Point
- 2x search team

#### ATTACHMENTS:

- 1x OIC
- 2x search team (C Co)

#### SUPPLY:

- PRE-AMBUSH: water (for cadre), clipboard, grading sheets,
- AMBUSH: Pnuematic gun, 2x M4, 1080x 5.56 blanks OR M240B, 1080x 7.62 link blanks, 2x M4, 1080 5.56 blanks OR 3x M4, 1620x 5.56 blanks AND 27x smoke grenades
- SAFETY: CASEVAC Vehicle, land nav bag, ice sheets, water jug
- KNOWLEDGE TEST: xx copies of test, grading rubric, water (for cadre), 54x Arty Sims



# Ambush/TCC Site

UNITED STATES MILITARY ACADEMY  
PREPARATORY SCHOOL

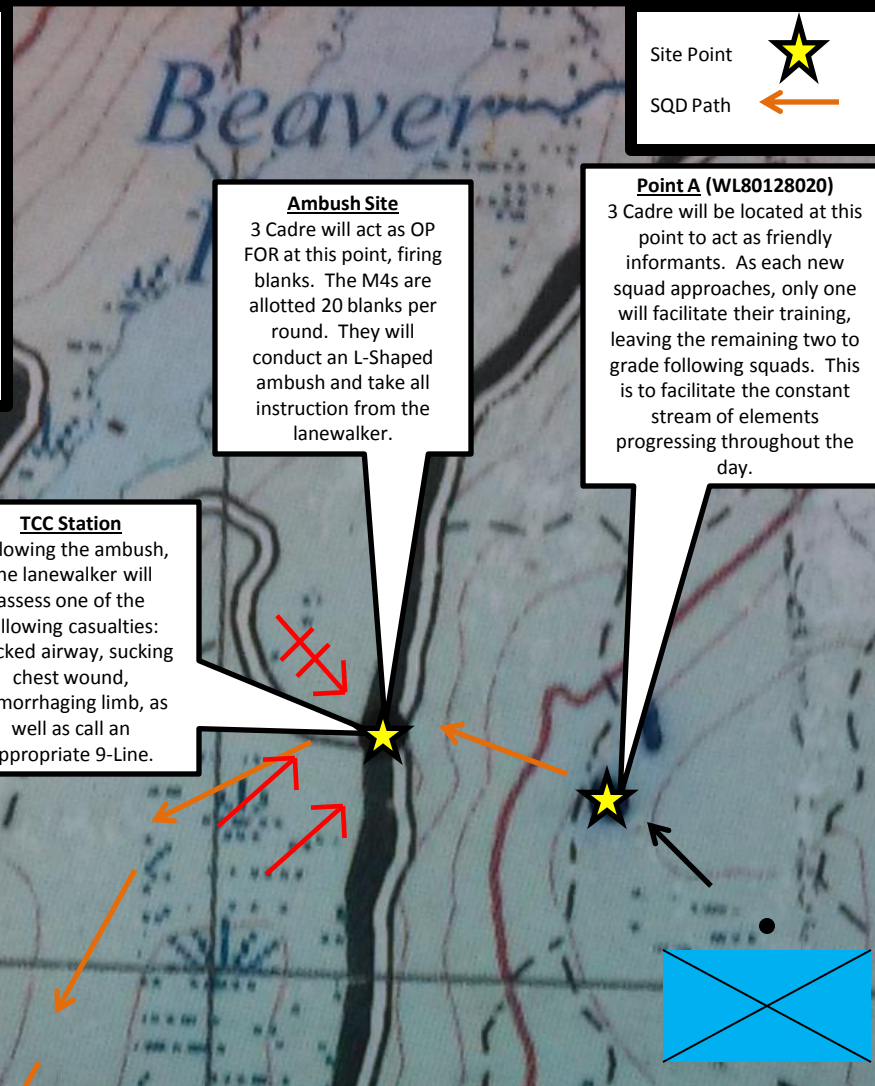


**Concept of the Operation:** The objective of Phase II of the Ericson Challenge is to evaluate Cadet Candidate's ability to execute land navigation, TCC, and fundamental squad tactics as well as demonstrate a well-rounded knowledge of the contents of their issued Knowledge Book, while under the stress of a simulated combat experience.

### Timeline:

28 JUL-05 AUG: Planning and Preparation  
06 AUG: Lane Rehearsal  
07 AUG: Ericson Challenge:  
0500: BN Wake-Up  
0530: All Cadre depart for their stations  
0630: Lanes are prepped  
0700: Ericson Challenge begins at marksmanship lane

UTC: 27 Squads pass through lane while completing the Ericson Challenge. Following that, site breakdown.



**Ambush Site**  
3 Cadre will act as OP FOR at this point, firing blanks. The M4s are allotted 20 blanks per round. They will conduct an L-Shaped ambush and take all instruction from the lanewalker.

**Point A (WL80128020)**  
3 Cadre will be located at this point to act as friendly informants. As each new squad approaches, only one will facilitate their training, leaving the remaining two to grade following squads. This is to facilitate the constant stream of elements progressing throughout the day.

**TCC Station**  
Following the ambush, the lanewalker will assess one of the following casualties: blocked airway, sucking chest wound, hemorrhaging limb, as well as call an appropriate 9-Line.

**Task and Purpose**

**T: 2 Lanewalkers** will take turns escorting SQDs from Point A (WL 80128020) to the ambush site (INT 15 & 16). At the ambush they will stop being a part of the scenario and become a grader, who will mediate the OP FOR/SQD interaction, call an end to the ambush, assess a casualty, and assess the execution by the SQD. Two have been tasked to facilitate a constant flow of SQDs.

**P:** To provide meaningful feedback to SQDs as they complete this portion of the Ericson Challenge.

**T: 1 Lanewalker** will receive MEDEVAC calls, and respond to them.

**P:** To create a realistic response team to facilitate challenging training.

**T: 3 OP FOR** will execute a simulated L-Shaped Ambush at the Intersection of RTEs 15 & 16.

**P:** To create a realistic scenario that allows evaluation of CCs' basic soldiering skills under stress.

**NOTE:** All three lanewalkers are interchangeable, and will cycle through to allow lanewalkers a chance to rest.

**Considerations:**

**PERSONNEL:**  
3x lane walkers  
3x OP FOR @ Ambush

**SUPPLY:**  
PRE-AMBUSH: water (for cadre), clipboard, grading sheets,  
AMBUSH: Pnuematic gun, 2x M4, 1080x 5.56 blanks OR M240B, 1080x 7.62 link blanks, 2x M4, 1080 5.56 blanks OR 3x M4, 1620x 5.56 blanks, 27 smoke (to mark casualty)



# Knowledge Site

## UNITED STATES MILITARY ACADEMY PREPARATORY SCHOOL



### Considerations:

#### PERSONNEL:

2x lane walkers

#### SUPPLY:

KNOWLEDGE TEST: xx copies of test, grading rubric, water (for cadre), 54x Arty Sims

### Possible Knowledge:

#### Mission of USMAPS

#### USMAPS Motto

#### Mission of CCBT

Oath Taken Upon Admission to USMAPS

Mission of USMA

#### Seven Army Values

Soldier's Creed and Warrior Ethos

Officer and Enlisted Rank Insignia

Cadet Rank

Chain of Command

#### USMAPS/USMA Honor Code

#### Three Rules of Thumb

Phonetic Alphabet

Fire Weapons Safety Rules

M4 Assault Rifle

#### The Army Song

Uniform Differences Between Officers and Enlisted

Rules of Saluting.

Customs and Courtesies

USMAPS Crest and Motto

Military Time Format

Branch

#### General Orders

#### Definition of an Officer

The Code of Conduct

The Definition of Sexual Harassment

The Uniform Code of Military Justice

The History of USMAPS

### Task and Purpose

**T: 1 Lanewalker** will challenge squads when they arrive on site with ten questions from a pre-approved list (for fairness, the list will consist of only those ten questions).

**P:** To evaluate Cadet Candidates' competency at their Knowledge.

**P: 1 Lanewalker** will harass squads throughout their exfil with two Arty Sims.

**P:** To simulate a stressful situation under which to evaluate Cadet Candidates' performance under such pressure.

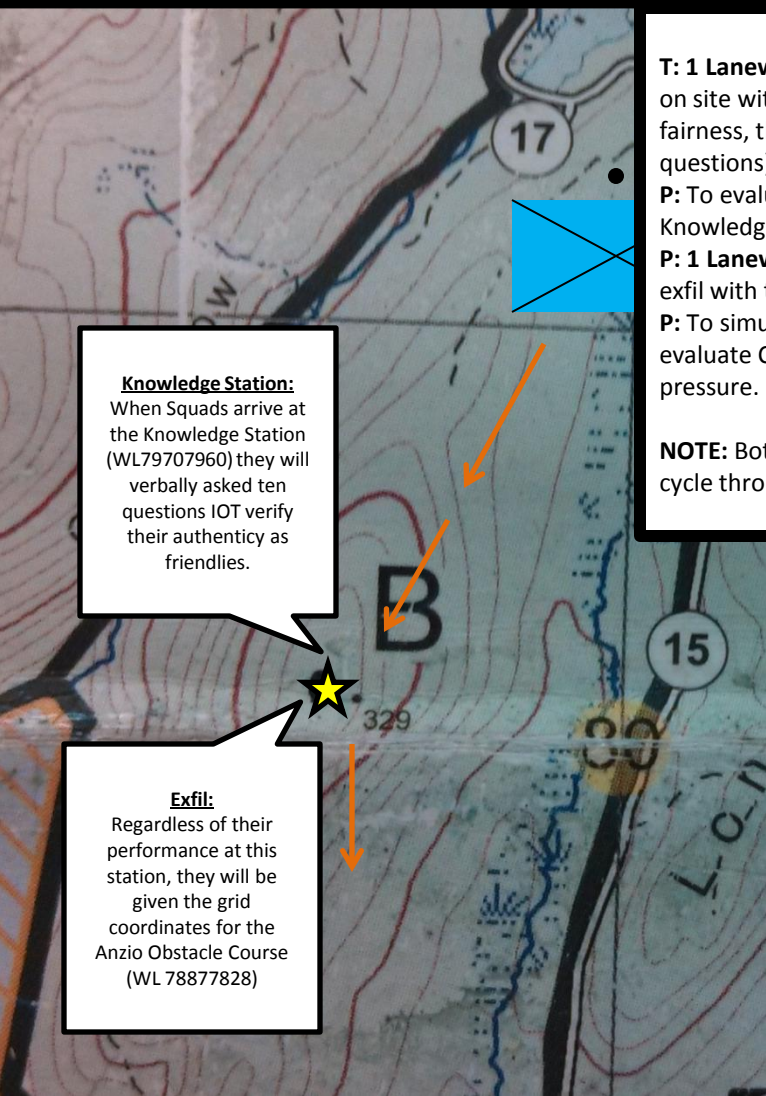
**NOTE:** Both lanewalkers are interchangeable, and will cycle through to allow lanewalkers a chance to rest.

#### Knowledge Station:

When Squads arrive at the Knowledge Station (WL79707960) they will verbally asked ten questions IOT verify their authenticity as friendlies.

#### Exfil:

Regardless of their performance at this station, they will be given the grid coordinates for the Anzio Obstacle Course (WL 78877828)



Anzio Obstacle Course

2 Cadets

Pershing Rd

Physical Challenge Site

3 Cadets

CASEVAC

3 Cadets

Confidence Course



**Mission:** C Company, CCBT BN conducts the Anzio Obstacle Course for USMAPS Operation Crucible, on 07AUG2013 at [WL78877828](#) for CDT Candidates of CCBT BN, IOT challenge the Cadet Candidates with a demanding and diverse physical course that requires them to compete as a team.

**Concept:** CDT Candidates will move through the 5 different obstacles as an individual unit, but their times will be added up for a squad total. The lower the overall squad time the better score. If a squad has extra personal (over the average number of personal on a team) running for their squad the top 9 fastest times in a squad will be recorded.

#### **Key Tasks:**

- Brief the CDT Candidates on how to properly move through the obstacle course.
- CCs complete the 5 obstacles:
  - Hurdles
  - Tarzan
  - The Wall
  - The Pyramid
  - Step Over

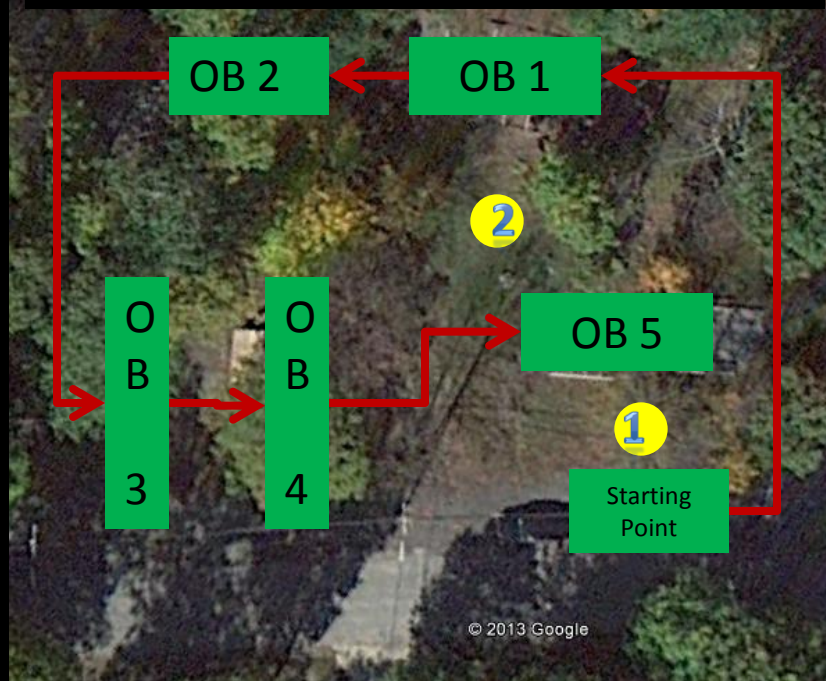
#### **Communication:**

**Primary:** PTT Radio  
**Alternate:** Cell Phones  
**Contingency:** Runner

#### **Logistics:**

- 2 x Water coolers at the Anzio obstacle finish point.
- Ice sheets
- Stopwatch x 2
- Table x 1

## ANZIO OBSTACLE COURSE



#### **Execution:**

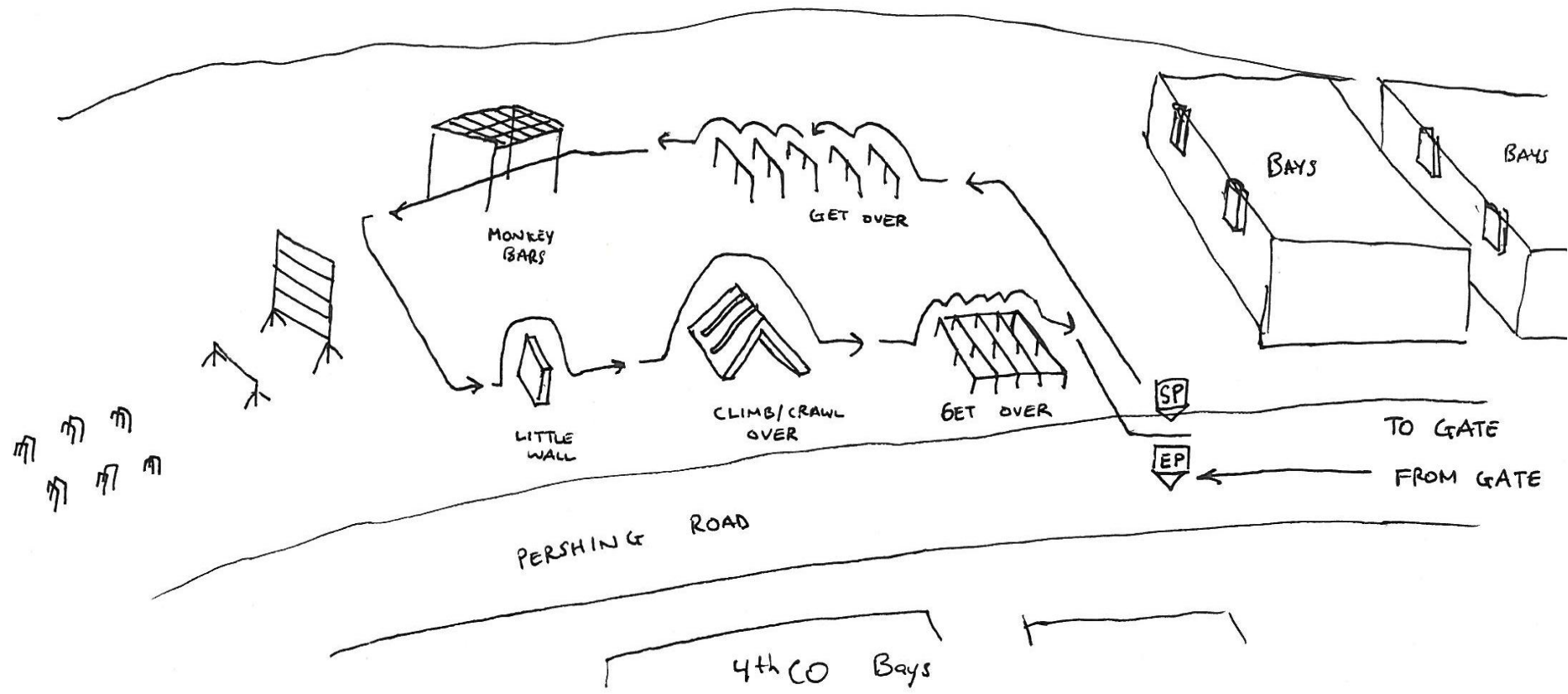
- After Completion of the knowledge test, Cadet Candidates will run as a squad to the Anzio Obstacle Course.
- Upon reaching the course, CCs will form up at the starting point and be ordered by cadre member 1 to ground their weapons and camelbaks at the designated area located between the main road and obstacle 5 (“Step-Over”).
- After grounding their gear, CDT Candidates will be briefed by cadre 1 on the proper flow of traffic within the course. Upon completion of the brief, time will start and recorded by cadre 1.
- Cadre 2 will ensure that CCs follow the proper flow of traffic and do not skip any of the obstacles. Additionally Cadre 2 will ensure safe behavior when CCs are negotiating the course.
- Squads will be divided into groups of 3 CCs. Each trio will negotiate the course as a team. Once a group completes the course, the next group will begin. Time stops when the last group passes the finish line.
- Should a squad have enough CCs for only two or fewer groups, their time will be multiplied to reflect the advantage.
- Upon completion, the cadre will release the squad to continue along Pershing Rd toward the Parade Field to engage the Physical Challenge.

#### **Troop to Task:**

- Cadre 1: Tasked receive and brief Cadet Candidates
- Purpose: Control flow of Cadet Candidate squads into Anzio Obstacle Course
- Cadre2: Oversee execution of obstacle course
- Purpose: Ensure Cadet Candidates are negotiating obstacle course to standard.
- (BPT execute CASEVAC Plan)



# Anzio Obstacle Course





# Obstacles



Hurdles

Tarzan

Start



The Wall

The Pyramid

Step Overs



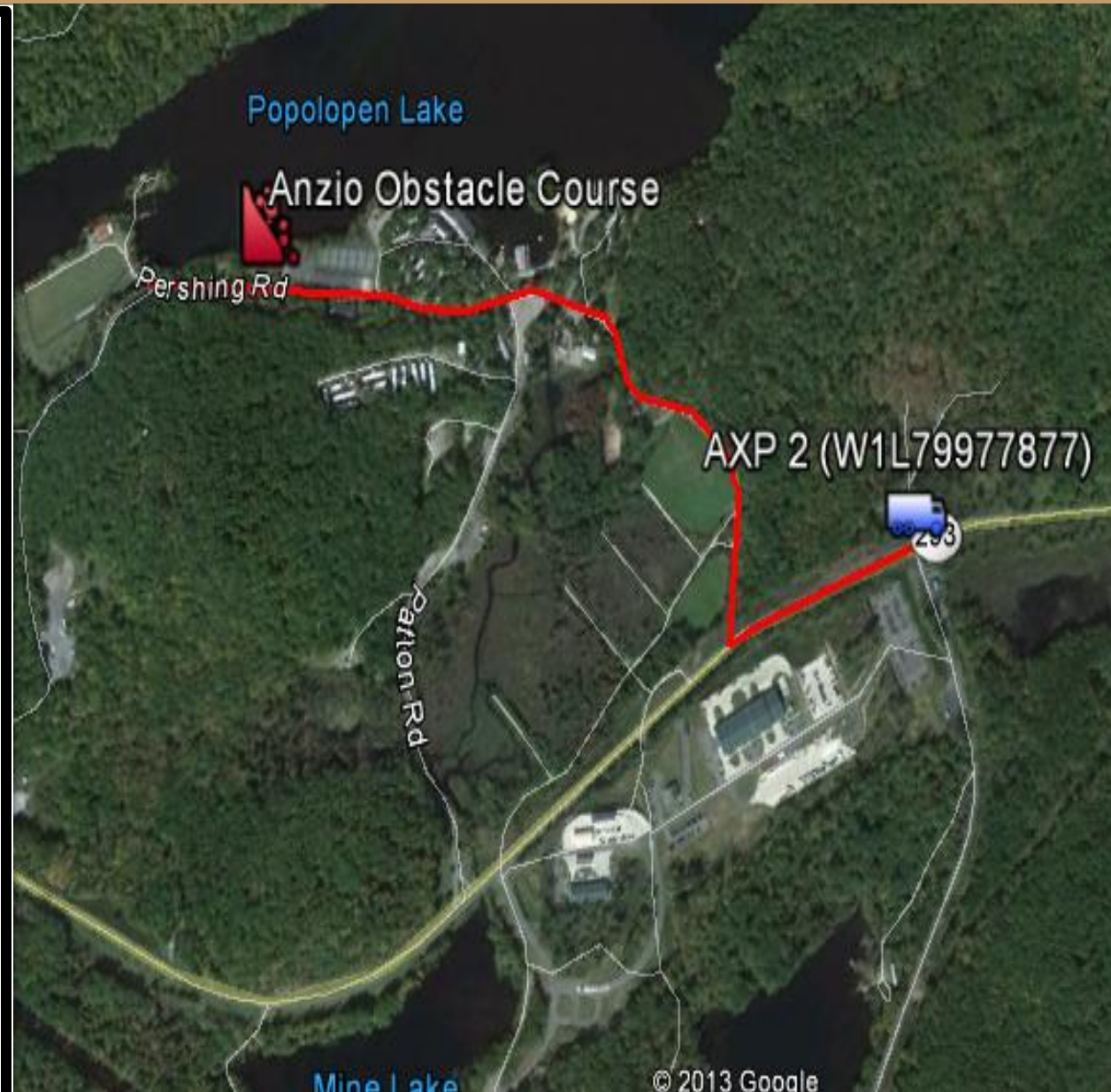


# MEDEVAC Plan

UNITED STATES MILITARY ACADEMY  
PREPARATORY SCHOOL

A dedicated CASEVAC vehicle and Company medic will be located at the road entry point of the physical challenge site (AKA Buckner Parade Field WL78667802).

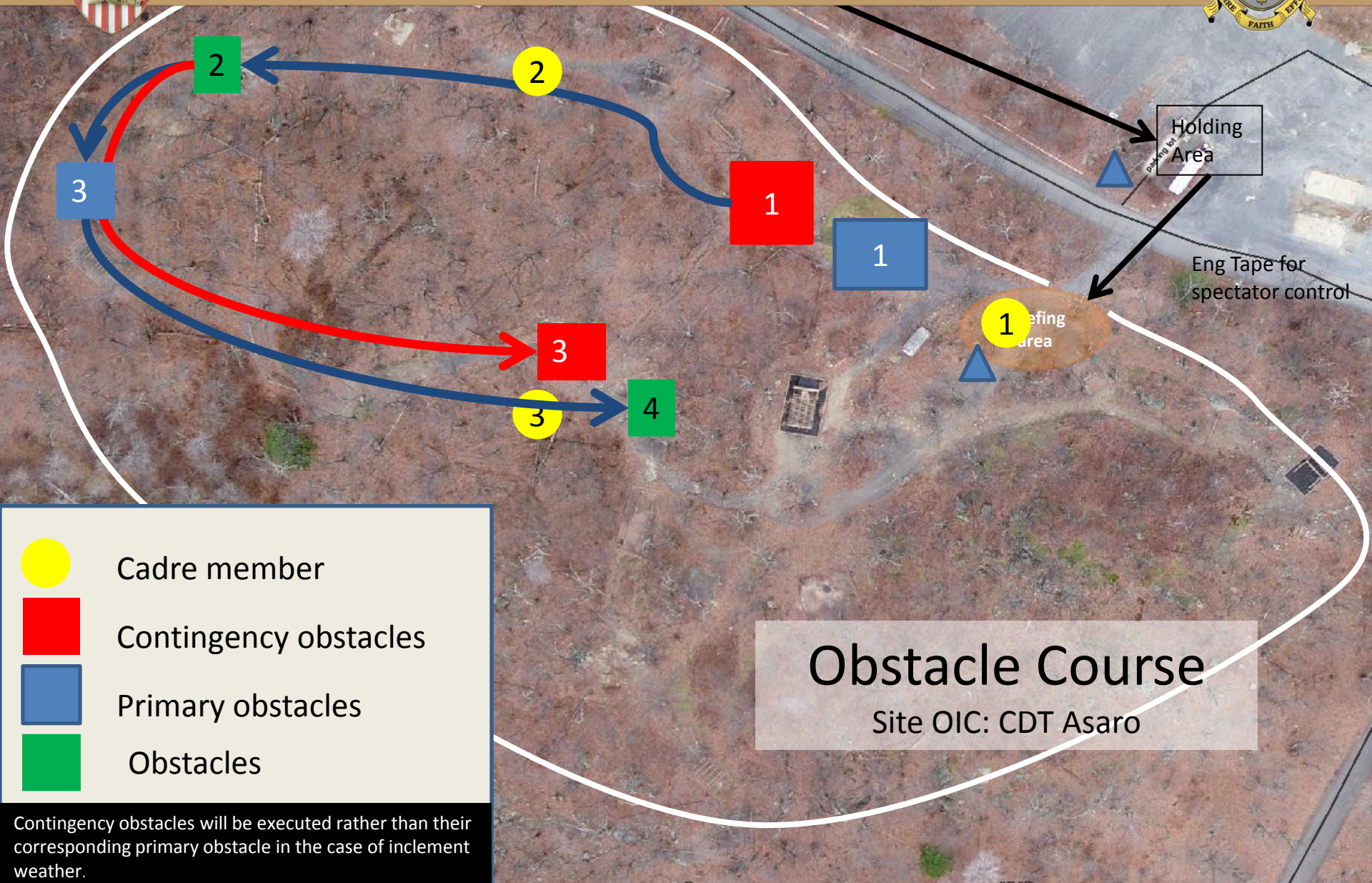
In the event of a medical emergency requiring CASEVAC, operations at the Anzio Obstacle Course will cease. A cadre member on site will radio for the FLA to respond. Once medics arrive they will administer care on-site or evacuate the injured to Keller Army Community Hospital.







# UNITED STATES MILITARY ACADEMY PREPARATORY SCHOOL





## #1 The Weaver

**Execution of obstacle:** Each Team Member moves from one end of the obstacle to the other by **weaving their bodies under one bar and over the next**. Completing the obstacle as quickly (and safely) as possible.

-2 Team Members may run squad gear to finish point of obstacle then return for their turn in execution.

-Each team will be restricted to 1 lane of the obstacle

- Team only continues to next obstacle after entire team is complete or otherwise.

### Points will be deducted if:

-Any Team Member fails to complete the obstacle as intended (1 point per team member).

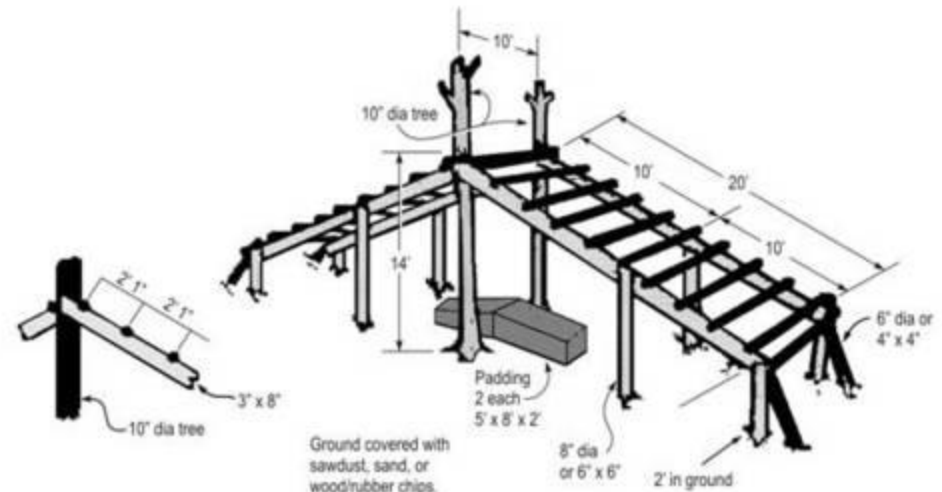
-Any piece of uniform or equipment falls from obstacle (1 point per item).

**0 points will be awarded if any Team Member refuses to attempt obstacle.**

**Purpose of obstacle** is to give Soldiers confidence in physical abilities.

**Execution of obstacle:** Soldiers move from one end of the obstacle to the other [by weaving their bodies under one bar and over the next.

**Safety:** Instructor conducts inspection and provides orientation to obstacle. Ground under obstacle must be covered with sawdust, sand, shredded tire or similar material to lessen impact of fall. Wood surface must be free of nails and splinters. Spotters should be used in center. Safety pads will be used under the apex.





# UNITED STATES MILITARY ACADEMY PREPARATORY SCHOOL



**Execution of obstacle:** Each Team Member steps over each bar; they either alternate legs or use the same leg each time while not using their hands. (Considerations will be made for shorter Soldiers use of hands). Completing the obstacle as quickly (and safely) as possible.

-Each team will be restricted to 1 lane of the obstacle.

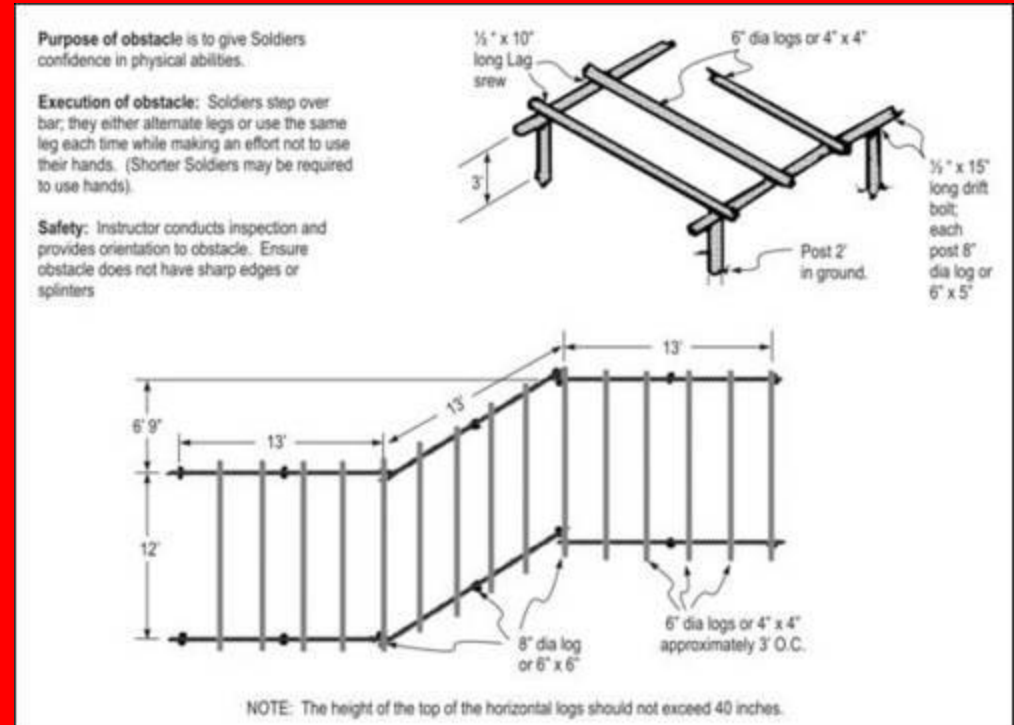
-Team only continues to next obstacle after entire team is complete.

**Points will be deducted if:**

-Any Team Member fails to complete the obstacle as intended or otherwise (1 point per team member).

-Any piece of uniform or equipment falls from obstacle (1 point per item).

**0 points will be awarded if any Team Member refuses to attempt obstacle.**





# UNITED STATES MILITARY ACADEMY PREPARATORY SCHOOL



**Execution of obstacle:** Each Team Member moves forward under wire, on their stomachs, to the end of the wire obstacle.

-Each Team Member will move under the wire with all assigned equipment.

-Each team will be restricted to 1 lane of the obstacle

-Team only continues to next obstacle after entire team is complete.

**Points will be deducted if:**

-Any Team Member fails to complete the obstacle as intended or otherwise (1 point per team member).

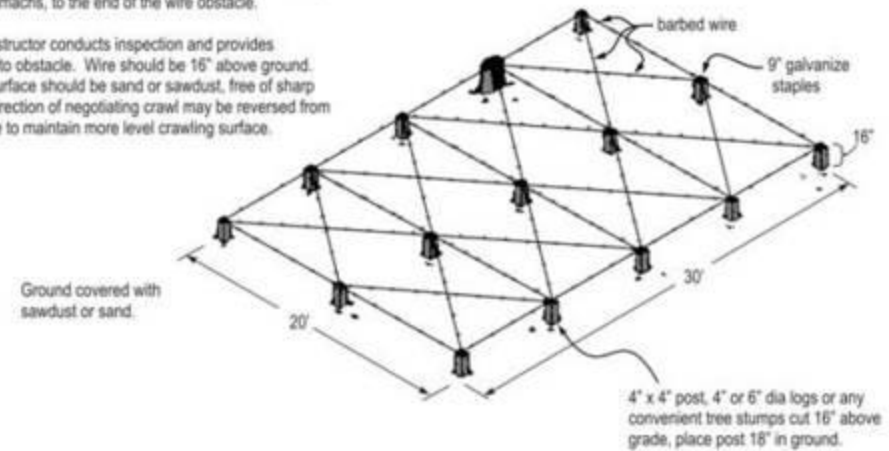
-Any piece of uniform or equipment falls from obstacle (1 point per item).

**0 points will be awarded if any Team Member refuses to attempt obstacle.**

**Purpose of obstacle** is to give Soldiers confidence in physical abilities.

**Execution of obstacle:** Soldiers move forward under wire, on their stomachs, to the end of the wire obstacle.

**Safety:** Instructor conducts inspection and provides orientation to obstacle. Wire should be 16" above ground. Crawling surface should be sand or sawdust, free of sharp objects. Direction of negotiating crawl may be reversed from time to time to maintain more level crawling surface.





# UNITED STATES MILITARY ACADEMY PREPARATORY SCHOOL



**Execution of obstacle:** Each Team Member mounts the low log and jump onto middle log. Soldiers pull themselves onto middle log and jump onto high log. They grasp over the top of the log with both arms, keeping the belly area in contact with it. They swing their legs over the log, then lower themselves to the ground.

-Soldiers may not use the side supports or diagonal supports to aide in the completion of the obstacle

-2 Team Members may run squad gear to finish point of obstacle then return for their turn in execution.

-Each team will be restricted to 1 lane of the obstacle

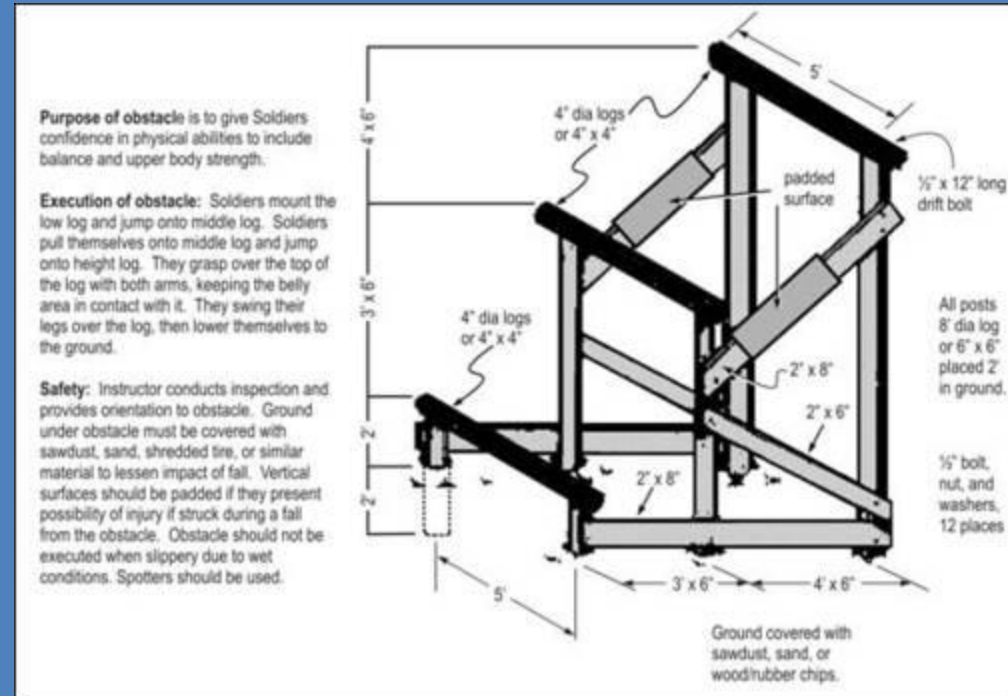
- Team only continues to next obstacle after entire team is complete.

## **Points will be deducted if:**

-Any Team Member fails to complete the obstacle as intended or otherwise (1 point per team member).

-Any piece of uniform or equipment falls from obstacle (1 point per item).

**0 points will be awarded if any Team Member refuses to attempt obstacle.**





# UNITED STATES MILITARY ACADEMY PREPARATORY SCHOOL



**Execution of obstacle:** Each Team Member approach the underside of wall, jump up and grasp the top, and pull themselves over. They slide or jump down the incline to the ground.

-Each Soldier will move with all assigned equipment.

-Each team will be restricted to 1 lane of the obstacle

-Team only continues to next obstacle after entire team is complete.

-Diagonal supports may not be used to aide in completion of the obstacle.

**Points will be deducted if:**

-Any Team Member fails to complete the obstacle as intended or otherwise (1 point per team member).

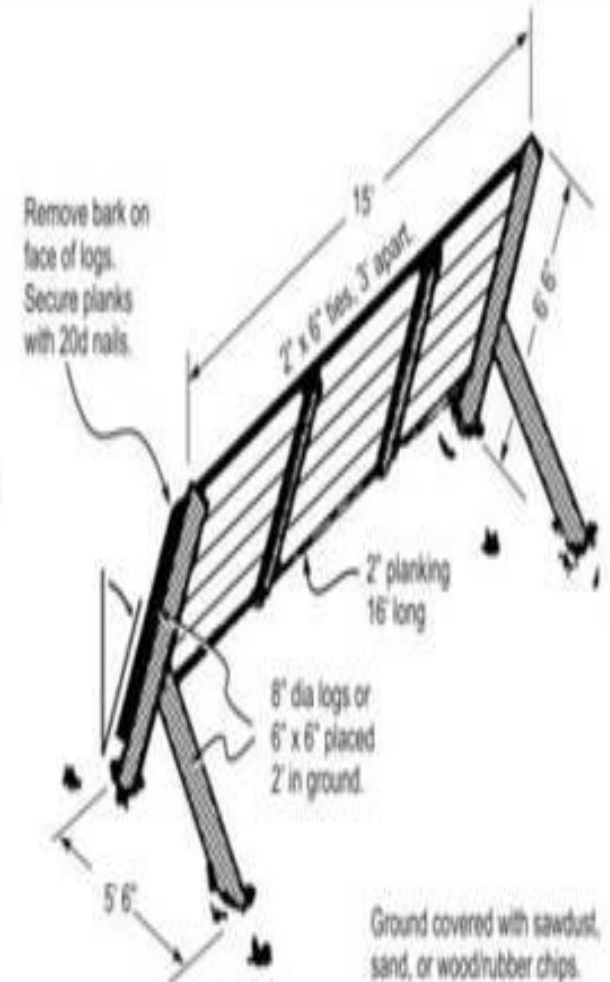
-Any piece of uniform or equipment falls from obstacle (1 point per item).

**0 points will be awarded if any Team Member refuses to attempt obstacle.**

**Purpose of obstacle** is to give Soldiers confidence in physical abilities.

**Execution of obstacle:** Soldiers approach the underside of the wall, jump up and grasp the top and pull themselves over the top. Soldiers slide or jump down the incline to the ground.

**Safety:** Instructor conducts inspection and provides orientation to obstacle. Wire should be 16" above ground. Crawling surface should be sand or sawdust, free of sharp objects. Direction of negotiating crawl may be reversed from time to time to maintain more level crawling surface.





# UNITED STATES MILITARY ACADEMY PREPARATORY SCHOOL



**Execution of obstacle:** Each Team Member vaults over each log using one or both hands.

-Vertical and side diagonal supports will not be used to aide in obstacle.

-Each Soldier will move with all assigned equipment.

-Each team will be restricted to 1 lane of the obstacle

-Team only continues to next obstacle after entire team is complete.

-Diagonal supports may not be used to aide in completion of the obstacle.

**Points will be deducted if:**

-Any Team Member fails to complete the obstacle as intended or otherwise (1 point per team member).

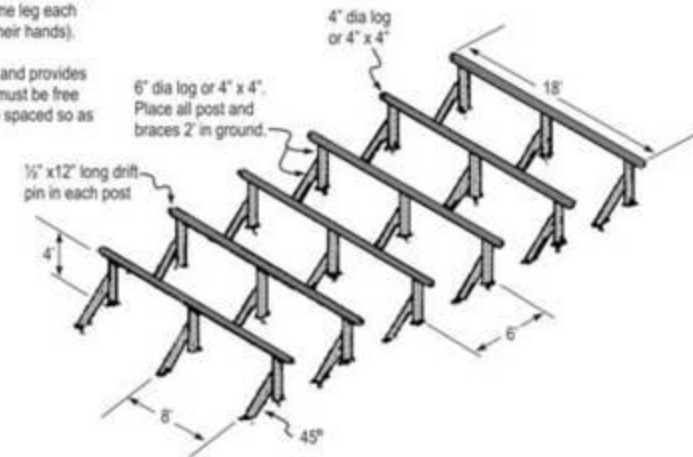
-Any piece of uniform or equipment falls from obstacle (1 point per item).

**0 points will be awarded if any Team Member refuses to attempt obstacle.**

**Purpose of obstacle** is to give Soldiers confidence in physical abilities.

**Execution of obstacle:** Soldiers step over each bar; they either alternate legs or use the same leg each time while making an effort not to use their hands).

**Safety:** Instructor conducts inspection and provides orientation to obstacle. Wood surface must be free of nails and splinters. Soldiers must be spaced so as to prevent kicking each other.



NOTE: Height of the top of the horizontal logs should not exceed 40 inches.

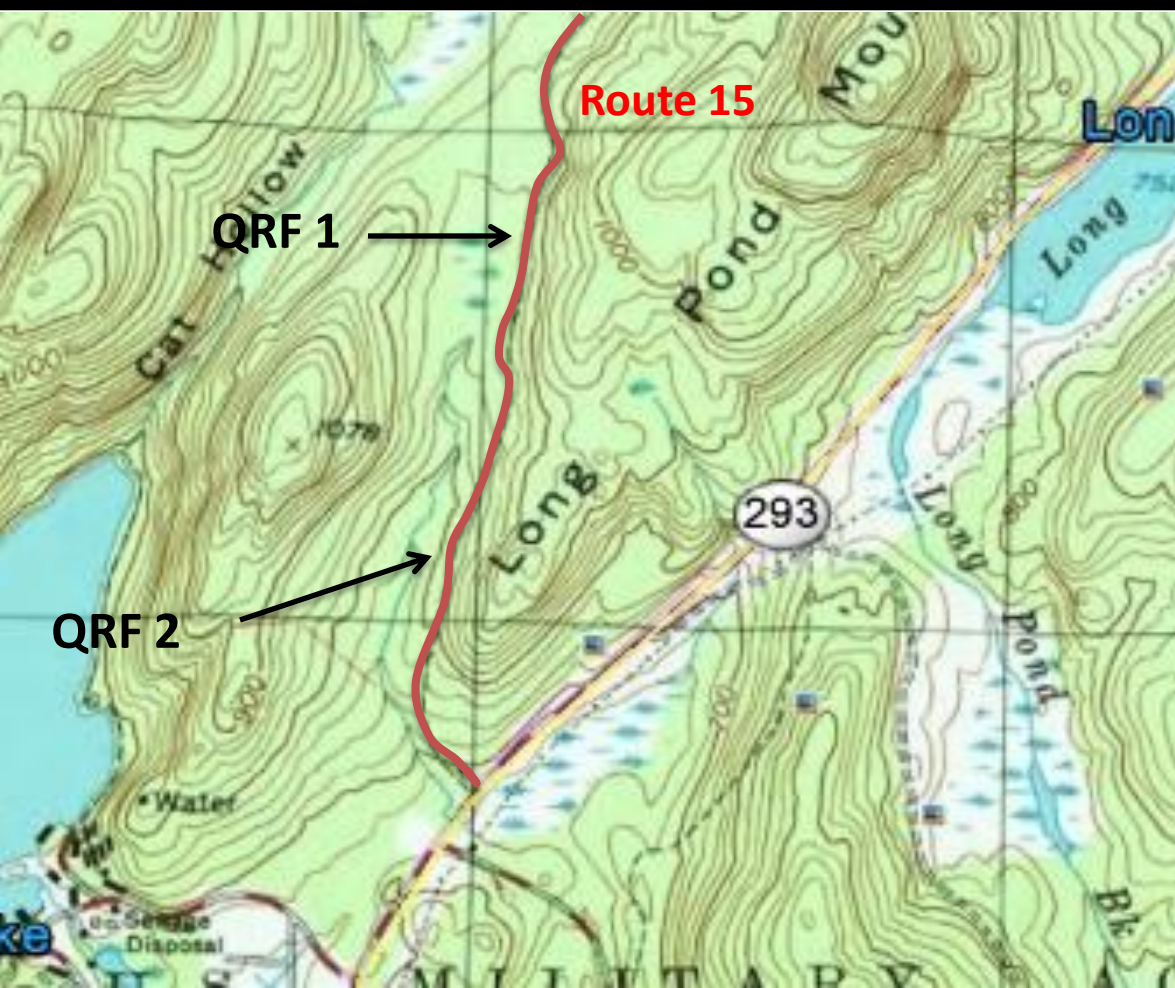


# Safety Considerations



## QRF and 293 Crossing

Three HMMWVs will be emplaced throughout this area of the exercise as a control measure to mitigate risk in crossing LDA 293, reduce response time to injury, redirect lost squads, and act as a mobile water point to reduce threat of heat casualty.



## QRF

- QRF 1 and QRF 2 will be stationed on designated points along RTE 15
- QRFs will provide CASEVAC, act as mobile water points, assist lost squads, and respond to any emergencies
- QRFs will be equipped with 2 PAX (driver and TC), radio, water, litter, and an aid bag
- QRF 1 will be provided by BRAVO Company
- QRF 2 will be provided by CHARLIE Company

## Highway 293 Crossing

- CASEVAC HMMWV, medic, will be located at the crossing
- Traffic advisory signs will be posted several hundred yards away from the crossing to alert drivers of troop movement
- This personnel will provided by ??? ALPHA Company